

ASSAM PETRO CHEMICALS LIMITED

Regd. Office:- 4th Floor, Orion Place, G.S. Road, Bhangagarh, Guwahati-781005, www.assampetrochemicals.co.in
CIN-L24116AS1971SGC001339


Unaudited Financial Results for the quarter and yearly ended on 30.06.2014

Part - I					
Particulars	3 Months ended on 30.06.2014	Preceeding 3 Months ended on 31.03.2014	Corresponding 3 months ended in previous year 30.06.2013	Current year to date ended (3 months) on 30.06.2014	Previous year to date ended (12months) on 31.03.2014
	(Unaudited)	(Audited)	(Unaudited)	(Unaudited)	(Audited)
1 Income from Operations					
(a) Net Sales/Income for Operations	2,398.61	3,028.06	1,853.98	2,398.61	9,647.41
(b) Other Operating Income	-	-	-	-	-
Total Income from Operations (net)	2,398.61	3,028.06	1,853.98	2,398.61	9,647.41
2 Expenses					
a. Cost of Materials consumed	993.71	901.13	806.30	993.71	3,263.50
b. Purchase of stock-in-trade	-	-	-	-	-
c. Changes in inventories of finished goods, work-in-progress and stock in trade	(86.73)	35.38	(126.29)	(86.73)	(39.34)
d. Employees benefit expenses	894.68	1,465.88	627.38	894.68	3,812.55
e. Depreciation and amortisation expenses	54.82	94.57	51.26	54.82	239.95
f. Power	233.85	224.74	212.49	233.85	866.70
g. Other Expenditure	236.38	241.69	181.87	236.38	1,008.02
Total expenses	2,326.70	2,963.39	1,753.02	2,326.70	9,151.38
3 Profit/(Loss) from operations before other income, finance costs and exceptional item	71.91	64.67	100.96	71.91	496.03
4 Other Income	147.63	268.36	101.72	147.63	637.22
5 Profit/(Loss) from operations before finance costs and exceptional item	219.54	333.03	202.69	219.54	1,133.25
6 Finance Cost	-	20.74	-	-	20.74
7 Profit/(Loss) from operations before exceptional items	219.54	312.29	202.69	219.54	1,112.51
8 Exceptional items	-	(38.65)	-	-	(38.65)
9 Profit/(Loss) from ordinary activities before tax (7 ± 8)	219.54	350.94	202.69	219.54	1,151.16
10 Tax expense	71.23	(46.81)	68.89	71.23	212.82
11 Net Profit/(Loss) from ordinary activities after tax (9 ± 10)	148.31	397.75	133.79	148.31	938.34
12 Extraordinary items (Net of tax expense)	-	-	-	-	-
13 Net Profit/(Loss) after tax for the period (11±12)	148.31	397.75	133.79	148.31	938.34
14 Paid-up Equity Share Capital (Face Value Rs.10/Equity Share)	911.99	911.99	911.99	911.99	911.99
15 Reserve excluding revaluation reserve as per balance sheet of previous accounting year					
Balance sheet of previous accounting year					
16 Earning Per Share (EPS)					
(a) Basic/diluted EPS before extraordinary items	1.63	4.36	1.47	1.63	10.29
(b) Basic/diluted EPS after extraordinary items	1.63	4.36	1.47	1.63	10.29

Part - II**Select Information for the Quarter and twelve months ended on 30 th June, 2014**

Particulars	3 Months ended on 30.06.2014	Preceeding 3 Months ended on 31.03.2014	Corresponding 3 months ended in previous year 30.06.2013	Current year to date ended (3 months) on 30.06.2014	Previous year to date ended (12months) on 31.03.2014
A Particulars of Share Holding					
1 Public Shareholding					
Number of Shares	1,075,900	1,075,900	1,075,900	1,075,900	1,075,900
Percentage of Shareholding	11.80%	11.80%	11.80%	11.80%	11.80%
2 Promoters and promoter group Shareholding					
a) Pledged/Encumbered					
-Number of shares					
-Percentage of shares (as a % of the total shareholding of promoter and promoter group)					
-Percentage of shares(as a% of the total share capital of the Co.)					
b) Non-encumbered					
-Number of shares	8,044,047	8,044,047	8,044,047	8,044,047	8,044,047
-Percentage of shares (as a % of the total shareholding of promoter and promoter group)	100.00%	100.00%	100.00%	100.00%	100.00%
-Percentage of shares(as a% of the total share capital of the Co.)	88.20%	88.20%	88.20%	88.20%	88.20%

Particulars	3 months ended 30-06-2014
B INVESTOR COMPLAINTS	
a Investor Complaints pending beginning of the quarter	Nil
b Received during the quarter	Nil
c Disposal during the quarter	Nil
d Remaining unresolved at the end of the quarter	Nil



ASSAM PETRO CHEMICALS LIMITED


Regd. Office:- 4th Floor, Orion Place, G.S. Road, Bhangagarh, Guwahati-781005, www.assampetrochemicals.co.in


Unaudited Segment wise Revenue, Results and Capital employed for the quarter ended on 30.06.2014

Particulars	3 Months ended on 30.06.2014	Preceeding 3 Months ended on 31.03.2014	Corresponding 3 months ended in previous year 30.06.2013	Current year to date ended (3 months) on 30.06.2014	Previous year to date ended (12months) on 31.03.2014
(Net sale/Income from each segment should bedisclosed under	(Unaudited)	(Audited)	(Unaudited)	(Unaudited)	(Audited)
1 a) Segment-A (Methanol)	1,701.12	2,470.08	1,662.80	1,701.12	7,610.86
b) Segment-B (Formalin)	1,761.36	2,285.94	1,586.31	1,761.36	7,140.66
Total	3,462.48	4,756.02	3,249.10	3,462.48	14,751.52
Less : Inter segment revenue	1,063.87	1,727.96	1,395.12	1,063.87	5,104.11
Net Sales from operation	2,398.61	3,028.06	1,853.98	2,398.61	9,647.41
(c) Unallocated Segment	147.63	268.36	101.72	147.63	637.22
Total Revenue	2,546.24	3,296.42	1,955.70	2,546.24	10,284.63
2. Segment Results.					
Profit/(Loss) before tax and interest					
a) Segment-A (Methanol)	25.72	35.74	13.26	25.72	99.60
b) Segment-B(Formalin)	46.19	323.06	87.71	46.19	690.57
(c) Unallocated (Other Income)	147.63	268.36	101.72	147.63	637.22
Total	219.54	627.16	202.69	219.54	1,427.39
Less: i) Interest	-	-	-	-	-
ii) Other un-allocable expenditure net-off Dr./(Cr.)	-	276.22	-	-	276.22
iii) Unallocable Income	-	-	-	-	-
Total Profit / (Loss) before Tax	219.54	350.94	202.69	219.54	1,151.17
3. Capital Employed .					
a) Segment-A (Methanol)	1,016.99	999.61	387.37	1,016.99	999.61
b) Segment-B(Formalin)	930.10	898.90	997.26	930.10	898.90
(c) Unallocated	6,614.51	6,514.78	6,331.67	6,614.51	6,514.78
Total	8,561.59	8,413.29	7,716.30	8,561.59	8,413.29

Notes:

- The above financial results for the quarter ending on 30.06.2014 arrived at on the same accounting policies as those followed in the preceeding financial year in that on 31st march, 2013 have been reviewed by the Audit Committee and taken on record by the Board of Directors of the company in the meeting held on 4th August, 2014.
- This financial results have also been subjected to limited review by Auditors.




RATUL BORDOLOI
 Managing Director
 ASSAM PETROCHEMICALS LTD.
 (A Govt. of Assam Undertaking)
 4th Floor, Orion Palace, G.S. Road
 Guwahati-781005